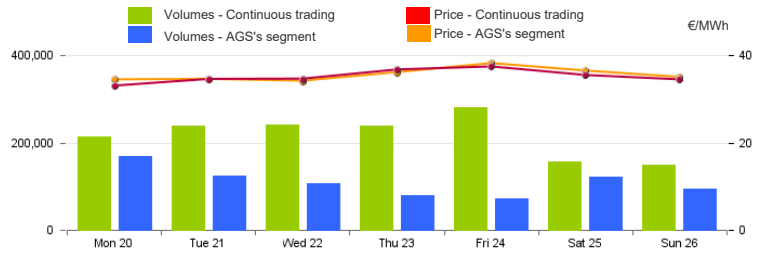


Spot Gas Market (MP-GAS)

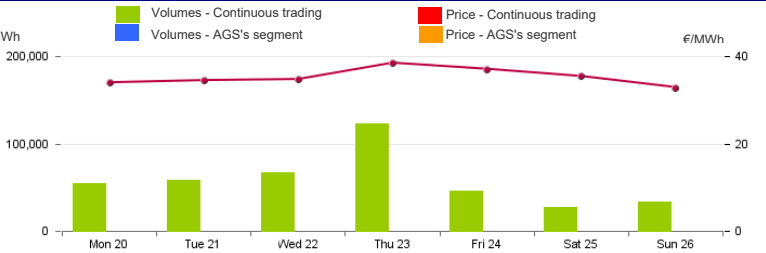
Day-Ahead Gas Market (MGP-GAS)

	Price. €/MWh				Volumes. MWh			
	Average	Var	Min	Max	Total	Var	Daily Products	WE Product
Continuous trading	35.04	+11.6%	31.80	38.00	1,518,744	-13.1%	1,379,880	138,864
	Price. €/MWh				Volumes. MWh			
	Average	Var	Min	Max	Total	Var	Purchases SRG	Sales SRG
AGS's segment	35.55	+11.9%	34.14	38.16	770,712	-18.7%	770,712	



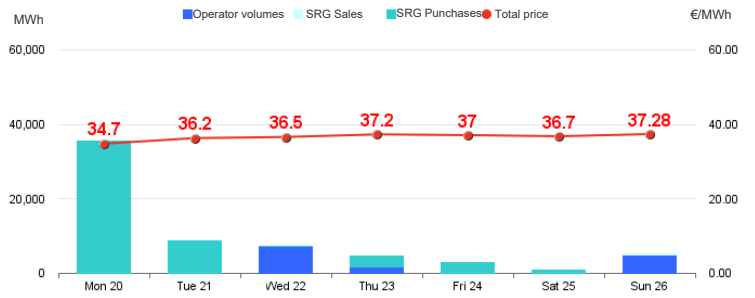
Intra-Day Gas Market (MI-GAS)

	Price. €/MWh				Volumes. MWh			
	Average	Var	Min	Max	Total	Var	Purchases SRG	Sales SRG
Continuous trading	35.31	+8.9%	31.21	39.55	410,568	-43.4%		
	Price. €/MWh				Volumes. MWh			
	Average	Var	Min	Max	Total	Var	Purchases SRG	Sales SRG
AGS's segment	-	-	-	-	-	-		



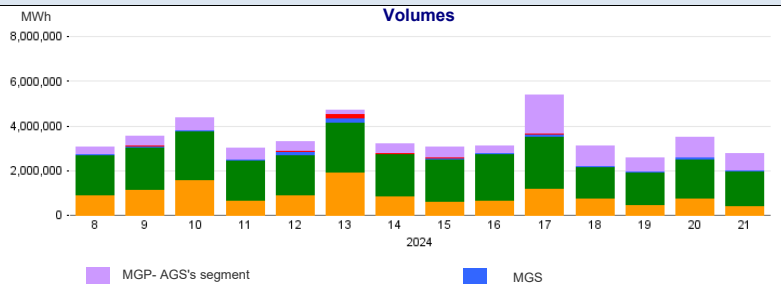
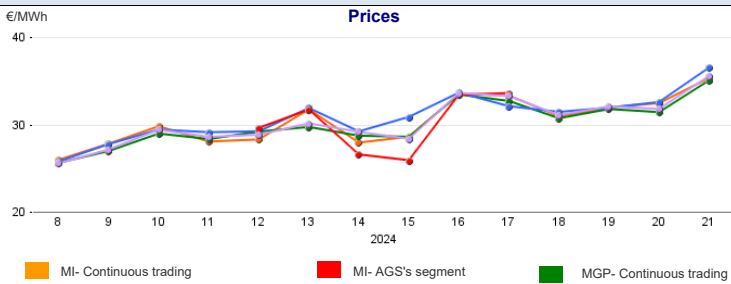
Market for the trading of gas stored (MGS-GAS)

Week	Storage	21	20
Price. (1) €/MWh	Stogit	36.51	32.57
	Edison Stoccaggio	-	-
	Total	36.51	32.57
Volumes. MWh	Stogit	65,211	76,099
	Edison Stoccaggio	-	-
	Total	65,211	76,099
SRG Activity. MWh	Purchases	51,748	57,346
	Balancing (2)	51,748	57,346
	Other purposes (3)	-	-
	Sales	356	13,648
	Balancing (2)	356	13,648
Other purposes (3)	-	-	



1) The Total price is calculated as a weighted average price for the total volumes exchanged in each storage system.
2) To securely manage any expected deviations between overall network injections and withdrawals pursuant to Art. 2.5 of Annex A, AEEGSI's Resolution 312/2016/R/gas
3) Stored gas trades by Snam Rete Gas (SRG) not included in "Balancing"

Weekly evolution



Forward Gas Market (MT-GAS)

Products	Market					OTC		Total		Open interest*		
	Minimum Price	Maximum Price	Check Price*		Trades	Volumes	Registrations	Volumes	Volumes		Open interest*	
	€/MWh	€/MWh	€/MWh	change %	N.	MWh/d	N.	MWh/d	MWh/d	change %	MWh/d	MWh
Q-2024-03	-	-	32.73	0.0%	-	-	-	-	-	-	-	-
Q-2024-04	-	-	37.09	0.0%	-	-	-	-	-	-	-	-
WS-2024/2025	-	-	38.03	0.0%	-	-	-	-	-	-	-	-
Q-2025-01	-	-	37.91	0.0%	-	-	-	-	-	-	-	-
CY-2025	-	-	38.59	0.0%	-	-	-	-	-	-	-	-
M-2024-06	-	-	32.70	0.0%	-	-	-	-	-	-	-	-
Q-2025-02	-	-	36.22	0.0%	-	-	-	-	-	-	-	-
SS-2025	-	-	37.75	0.0%	-	-	-	-	-	-	-	-
M-2024-07	-	-	33.25	0.0%	-	-	-	-	-	-	-	-
M-2024-08	-	-	31.39	0.0%	-	-	-	-	-	-	-	-
BoM-2024-05	-	-	31.12	3.9%	-	-	-	-	-	-	-	-
Total											0	0

*Referred to the last session of the week